




# 01 – Verifying All Parts are in Your Order



Written By: Eric Sutter



## INTRODUCTION

Please make sure to keep the box and protective packaging incase you ever need to return this printer. These boxes are custom and ensure that safe transportation of the printer.

## Step 1 — Unpacking and Inspection



- A. One printer unit
- B. Four Rolls of Labels (Two 4x6 & Two 4x2 Direct Thermal Rolls)
- C. One empty spindle
- D. Power cable and power adaptor
- E. One USB cable
- F. One ethernet cable
- G. One Quick Start Guide with Cleaning Pen
- H. Three year warranty (not pictured)