


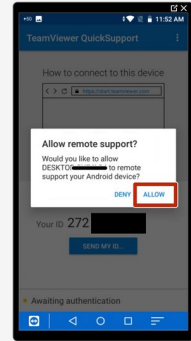
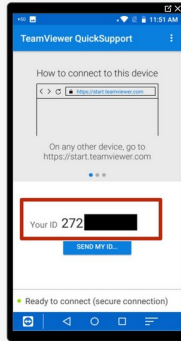



# QuickSupport

Written By: Eric Sutter



## Step 1 — Launching the App



- Tap on to open the 'Quick Support' app on the taskbar of the homepage.
- Share 'Your ID' with your Global Shop Representative
  - ❗ *The one pictured has been redacted for personal privacy.*
- The technical support representative will use 'Your ID' to connect to your device
- You will then be prompted with the question shown in Image 3.
- Select 'Allow.'
- QuickSupport will automatically minimize and the technical support representative will now have remote0 access to your device.